

Foundation Programme  
in Literacy, Numeracy and Skills  
(FPLNS)

हिंदी  
**HINDI**

**GRADE 7**

Student's Workbook

Theme 6: Celebrations and Festivals  
**Birthday Celebration**

---

MAHATMA GANDHI INSTITUTE  
under the aegis of  
MINISTRY OF EDUCATION AND HUMAN RESOURCE  
Republic of Mauritius

2026



# Table of content

<b>Guide to Educators .....</b>	<b>ii</b>
<b>Activity 1: Listen and repeat.....</b>	<b>1</b>
<b>Activity 2: Identify the words through pictures.....</b>	<b>2</b>
<b>Activity 3: Cut and paste.....</b>	<b>4</b>
<b>Activity 4: Spell and practise.....</b>	<b>7</b>
<b>Activity 5: Rearrange the alphabets/letters.....</b>	<b>8</b>
<b>Activity 6: Matching.....</b>	<b>9</b>
<b>Activity 7: Trace the words.....</b>	<b>10</b>
<b>Activity 8: Cut and play.....</b>	<b>11</b>
<b>Activity 9: Fill in the blanks.....</b>	<b>15</b>
<b>Activity 10: Read and answer the questions.....</b>	<b>16</b>
<b>Activity 11: Design a birthday invitation card.....</b>	<b>17</b>
<b>Activity 12: Fill in the blanks and match.....</b>	<b>18</b>
<b>Activity 13: Learn the numerals.....</b>	<b>19</b>
<b>Activity 14: Read the birthday-related terms.....</b>	<b>20</b>

# Guide to Educators

---

## Learning Outcomes

- Sing birthday song
- Recognise basic words related to birthday (e.g. cake, candle, balloons, decorations, gifts, etc)
- Practise pronunciation of vocabulary words
- Express birthday wishes
- Speak about birthday celebrations using simple sentences
- Describe a birthday celebration using simple sentences (date, venue, time, invitees, birthday party)
- Read a birthday card with understanding
- Create a birthday card (including birthday wish)

## Activities

- Listen and repeat.
- Identify the words through pictures
- Cut and paste.
- Spell and practise.
- Rearrange the alphabets/letters.
- Matching.
- Trace the words.
- Cut and play.
- Fill in the blanks.
- Read and answer the questions.
- Design a birthday invitation card.
- Fill in the blanks and match.
- learn the numerals.
- Read the birthday related terms.

## Additional Resources

- Pictures and real-life examples to aid recognition.
- Birthday songs and simple stories
- Videos or audios related to birthday celebration.

## Portfolio Assessment

- Skills-based assessments.

## Activity 1: Listen and repeat.

### Listening and Reading Activities:

- The Educator reads and explains the song/poem.
- The students listen to the song/poem and recite under the guidance of the Educator.

जन्मदिन गीत  
बधाई हो बधाई जन्मदिन की तुमको  
जन्मदिन तुम्हारा मिलेंगे लड्डू हमको  
बधाई हो बधाई जन्मदिन की तुमको

जन्मदिन की बहुत शुभकामनाएँ  
सूरज से चमकते रहो,  
फूलों से महकते रहो,  
हँसते रहो, मुस्कुराते रहो  
पूरी हों सभी कामनाएँ ।  
जन्मदिन की बहुत शुभकामनाएँ ।  
जैसे सदा आकाश रहेगा,  
धरती रहेगी, संसार रहेगा,  
नाम तुम्हारा बना रहेगा  
जन्मदिन की बहुत शुभकामनाएँ ।

The Educator may access the audio-visual version of the above poem/song through these links:

<https://www.youtube.com/watch?v=cEy74zTuRg0>  
<https://www.youtube.com/watch?v=byfkeidkFP4>

## Activity 2: Identify the words through pictures.

### Listening and Speaking Activities:

Under the guidance of the Educator, the students:

- listen to the words and repeat them with correct pronunciation.
- listen to the explanation and understand its meaning.
- learn to identify the words with their corresponding pictures.



जन्मदिन



केक



गुब्बारे



मोमबत्ती



मेहमान



उपहार




फूल




हवन/ पूजा



शुभकामना / बधाई



चाकू



आशीर्वाद

### Activity 3: Cut and paste.



#### Reading and Hands-on Activities:

Under the guidance of the Educator, the students:

- learn to identify words with their corresponding images.
- cut the words and paste them in the given boxes.

The photograph shows a birthday party in progress. In the foreground, four children are seated at a table. From left to right: a girl with a blue party hat, a boy with a yellow party hat, a girl with a pink party hat, and a boy with a green party hat. On the table is a round cake with white frosting and colorful decorations, with 'HAPPY BIRTHDAY' written on it. There are also several wrapped gifts, a knife, and a vase of flowers. In the background, a banner reads 'HAPPY BIRTHDAY' and there are many colorful balloons. Arrows from the boxes above point to the balloons, the banner, and the children. Arrows from the boxes below point to the cake, the gifts, and the knife.



मोमबत्ती



उपहार



गुब्बारे



मेहमान / मित्र



केक



चाकू



फूल



#### Activity 4: Spell and practise.

##### Listening and Reading Activities:

- The Educator spells and reads the words aloud.
- The students repeat after the Educator.

के + क = केक

ज + न् + म + दि + न = जन्मदिन

गु + ब् + बा + रे = गुब्बारे

मो + म + ब + ती = मोमबत्ती

उ + प + हा + र = उपहार

मे + ह + मा + न = मेहमान / मि + त्र = मित्र

फू + ल = फूल

ह + व + न = हवन / पू + जा = पूजा

शु + भ + का + म + ना = शुभकामना / ब + धा + ई = बधाई

चा + कू = चाकू


आ + शी + र् + वा + द = आशीर्वाद

## Activity 5: Rearrange the alphabets/letters.

### Reading and Writing Activities:

Under the guidance of the Educator, the students:

- rearrange the alphabets/letters to form the words corresponding to the pictures.
- write and read the words repeatedly.



न न्म  
दि ज

.....



प हा  
र उ

.....



ह मा  
न मे

.....



म ती  
मो ब

.....



रे गु  
ब्बा

.....

## Activity 6: Matching.

### Reading Activity:

Under the guidance of the Educator, the students:

- look at the pictures and read the sentences.
- match the pictures to the appropriate sentences.



केक बड़ा है।



मेज़ पर एक उपहार है।



गुब्बारा लाल है।



फूल सुंदर हैं।



मेहमान गा रहा है।

## Activity 7: Trace the words.

### Writing Activity:

Under the guidance of the Educator, the students trace the words.



जन्मदिन की बधाई

जन्मदिन की बधाई

## Activity 8: Cut and play.


### Reading Activity:

- The Educator explains the Memory Game to the students and guide them through the process.

### Instructions / Rules of the Memory game:

Cut out the set of 10 cards, pictures(5) and phrases(5).

1. Shuffle the cards and place them face down on the table.
2. The first player turns over two cards.
3. If the picture matches the phrase, the player keeps them and gets another turn.
4. If they do not match, the cards are turned back over, and it becomes the next player's turn.
5. The player with the most matched pairs at the end wins.





जन्मदिन का  
बड़ा केक

लाल गुब्बारा

नीला फूल

छोटा उपहार

पीली मोमबत्ती



## Activity 9: Fill in the blanks

### Writing and Reading Activities:

Under the guidance of the Educator, the students:

- choose and write the missing alphabets given in brackets to complete the word.
- read the words aloud repeatedly.

.....सबत्ती ( मे, मो )

गु.....रा ( ब, ब्बा )

मेहमा..... ( ण, न )

जन्म.....न ( दि, दी )

.....ल ( फ, फू )

ब.....ई ( धा , दा )

आ.....वादि ( सी , शी )

ह.....न ( ब, व )

## Activity 10: Read and answer the questions.

### Reading and Speaking Activities:

The Educator:

- reads the birthday invitation card and explains it to the students.
- asks questions to the students.



### उदाहरण:

१. किसका जन्मदिन है ?
२. वह कितने साल का होगा ?
३. जन्मदिन कब है ?
४. कितने बजे जन्मदिन मनाया जाएगा ?
५. जन्मदिन कहाँ मनाया जाएगा ?

## Activity 11: Design a birthday invitation card.

### Writing Activity:

- The Educator encourages the students to talk about their birthday.
- The students make a birthday invitation card.

### मेरा जन्मदिन

तुम्हारा जन्मदिन कब है ?

तुम कितने साल के हो ?

तुम अपना जन्मदिन कैसे मनाते हो ?

पिछले वर्ष के जन्मदिन पर मिले किन्हीं पाँच उपहारों के बारे में बताइए ।

### जन्मदिन निमंत्रण पत्र




## Activity 12: Fill in the blanks and match.

### Listening and Speaking Activities:

Under the guidance of the Educator, the students:

- listen and repeat the different colours.
- identify the colours in the pictures and fill in the blanks accordingly.
- match the sentences to the appropriate pictures.

Colour Chart	Names
	लाल
	नीला
	पीला

Colour Chart	Names
	हरा
	काला
	सफ़ेद

गिटार \_\_\_\_\_ है।



गुब्बारा \_\_\_\_\_ है।



फूल \_\_\_\_\_ है।



उपहार \_\_\_\_\_ है।



केक \_\_\_\_\_ है।



### Activity 13: Learn the numerals.

#### Listening, Speaking and Writing Activities:

Under the guidance of the Educator, the students:

- listen and repeat the numerals.
- copy the numerals in figures and words.

Numbers	हिंदी में संख्या	Rewrite the figures	हिंदी में संख्या	Copy the numbers in words (Hindi)
1	१		एक	
2	२		दो	
3	३		तीन	
4	४		चार	
5	५		पाँच	
6	६		छह	
7	७		सात	
8	८		आठ	
9	९		नौ	
10	१०		दस	
11	११		ग्यारह	
12	१२		बारह	
13	१३		तेरह	
14	१४		चौदह	
15	१५		पंद्रह	

## Activity 14: Read the birthday-related terms.

### Listening and Reading Activities:

Under the guidance of the Educator, the students:

- listen and read birthday-related terms with understanding.
- cultivate a positive attitude towards birthday celebration traditions.



दीप प्रज्वलन  
(दीप जलाना)



हवन / स्वाहा



आयुष्मान् /  
आयुष्मति भवः  
(जीते रहो )



जन्मदिन की बधाई



उपहार



शुभ आहार